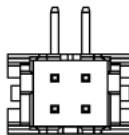


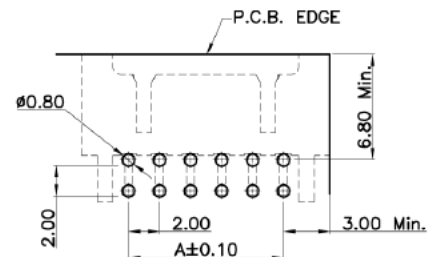
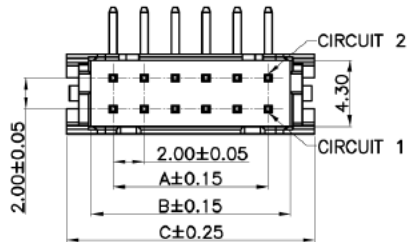
Engineer Drawing

REV	ECN NO.	DESCRIPTION	DATE	APP'D
A/0	N/A	NEW DRAWING	10/13/15'	Paul

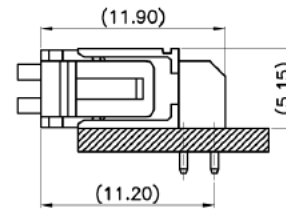
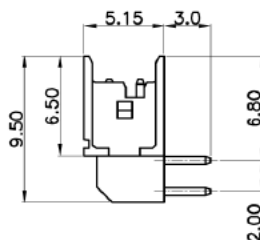
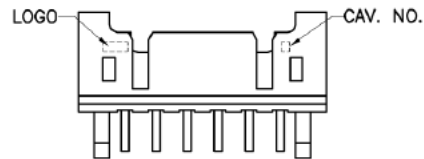
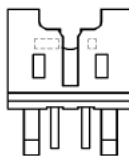
2x02~2x03



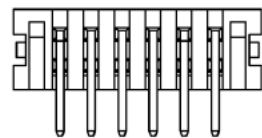
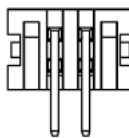
2x04~2x20



TOLERANCE: ±0.05
RECOMMENDED P.C.B. Layout
TOP VIEW



Mating Condition (REF.)



PIN	DIM: (mm)			PIN	DIM: (mm)		
	A	B	C		A	B	C
2x02	-	4.84	8.00	2x12	22.00	24.84	28.00
2x03	4.00	6.84	10.00	2x13	24.00	26.84	30.00
2x04	6.00	8.84	12.00	2x14	26.00	28.84	32.00
2x05	8.00	10.84	14.00	2x15	28.00	30.84	34.00
2x06	10.00	12.84	16.00	2x16	30.00	32.84	36.00
2x07	12.00	14.84	18.00	2x17	32.00	34.84	38.00
2x08	14.00	16.84	20.00	2x18	34.00	36.84	40.00
2x09	16.00	18.84	22.00	2x19	36.00	38.84	42.00
2x10	18.00	20.84	24.00	2x20	38.00	40.84	44.00
2x11	20.00	22.84	26.00				

NOTES;

- MATERIAL;**
INSULATOR (HALOGEN FREE); NYLON 9T, UL94V-0 (BLACK)
CONTACT; COPPER ALLOY, 0.5mm SQUARE PIN
CONTACT FINISH: see below

- MATES WITH LATCHING PLUG P/N WTBM-XXD-CFL01-D

- ORDER CODE; WTBM-XX D -TH 0T -R

Total No Contacts
04-40

Plating
0T; Tin over Nickel (standard)
01; 15µ" gold over Nickel

TOLERANCE		APPROVALS		DATE	
		X.X	±0.25	DRAWN <i>Faoming Duan</i>	10/13/15'
		X.XX	±0.15	CHK'D <i>Carter Shih</i>	10/13/15'
		ANGULA	3'	APP'D <i>Paul Chen</i>	10/13/15'
		UNLESS OTHERWISE SPECIFIED		UNITS mm	SCALE 1:1



GTK UK LTD.

PART NO.
WTBM-XXD-TH10T-R
DRAWING NO.
WTBM-XXD-TH10T-R

TITLE:
WIRE TO BOARD R/A HEADER
FOR LATCHING PLUGS. 2.0MM
PITCH. THROUGH HOLE

⊕ SHEET 1 OF 1

REV. A/0