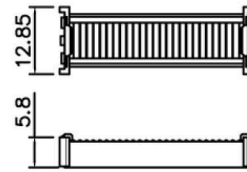
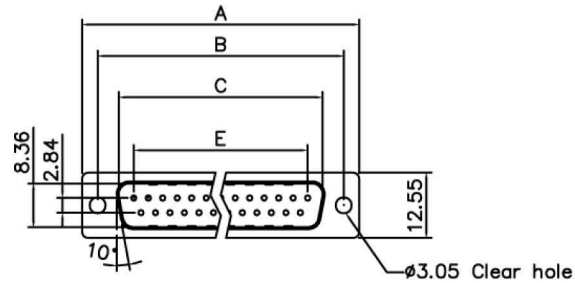


RoHS COMPLIANT

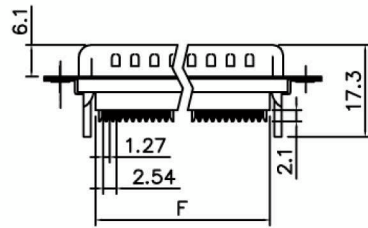
REVISIONS				
REV	ECN NO.	DESCRIPTION	APPROVED BY	DATE
A		△	ELTON MENG	2006-11-01



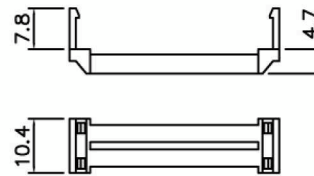
Cover

Product Specification
 Material
 Insulator : Glass-Filled Thermoplastic PBT, UL94V-0
 Contact : Copper alloy
 Shell : Steel, 100u" Tin Over 50u" min Copper

Electrical
 Contact Resistance : 20 milliohms
 Max at 1 AMP DC.
 Insulation Resistance : 1000
 megohms at 500 VDC
 Dielectric Withstanding Voltage :
 1000 VAC/rms 60Hz for 1 minute
 Current Rating : 3 AMP
 Volatge Rating : 250 VAC/rms 60Hz



Without Insulator Support



Strain Relief

ORDER CODE:

FDXXXXMI-R

Shell+No positions

GENDER

E09

P=Plug

A15

S=Socket

B25

C37

Dimensions					
Positions	A	B	C	E	F
9	30.81	24.99	16.92	11.08	13.10
15	39.20	33.30	25.25	19.39	20.70
25	53.04	47.04	38.96	33.24	33.68
37	69.40	63.50	55.42	49.86	50.30

DIMENSIONS: <input type="checkbox"/> mm [INCH] <input type="checkbox"/> INCH [mm] <input checked="" type="checkbox"/> mm ONLY	CAD GENERATED DRAWING, DO NOT MANUALLY UPDATE		GTK UK LTD.
	DRAWN BY AND DATE JUSTIN XING 11-01-06		
UNLESS OTHERWISE SPECIFIED, GENERAL TOLERANCE: DECIMALS ANGLES .X ±0.38 [0.015] X* ±3* .X ±0.25 [0.010] .X* ±1.0* .XX ±0.13 [0.005]	CHECKED BY AND DATE JUSTIN XING 11-01-06		TITLE D-SUB IDC type with strain relief and standard mounting holes
	APPROVED BY AND DATE KING CHIU 11-01-06		
MATERIAL	THIRD ANGLE PROJECTION 		DRAWING NO. FDXXXXMI-R
FINISH	SCALE: 1 : 1	SIZE: A3	
FILE NO.:			SHEET 1 OF 1

DO NOT SCALE DRAWING