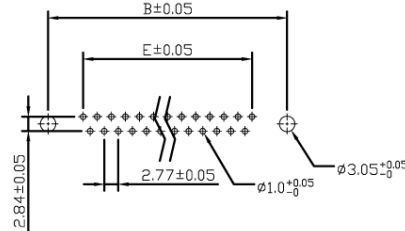
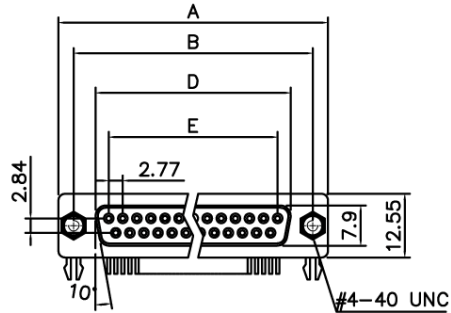


RoHS COMPLIANT

REVISIONS				
REV	ECN NO.	DESCRIPTION	APPROVED BY	DATE
A				



RECOMMENDED PCB LAYOUT

Product Specification

Material

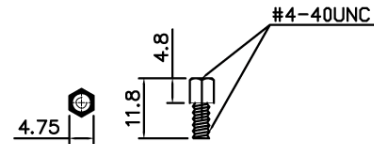
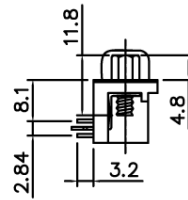
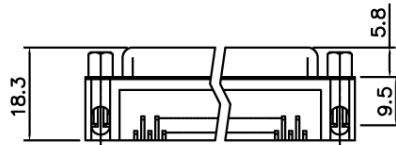
Insulator : refer to ordering information for Insulator
 Contact : Copper alloy
 Shell : Steel, 80u" Nickel Over 50u" min Copper
 Boardlock : Steel, Tin Plated.
 Screwlock : Steel, Nickel Plated

Electrical

Contact Resistance : 20 milliohms
 Insulation Resistance : 1000
 megohms at 500 VDC
 Dielectric Withstanding Voltage :
 1000 VAC/rms 60Hz for 1 minute
 Current Rating : 3AMP
 Volatge Rating : 250 VAC/rms 60Hz

Environmental

Temperature Range : -55°C ~ +85°C



#4-40 unc screwlock installed

ORDER CODE;

DxLxxSBTK2YS-R

Shell size & No positions;

- DEL09 - 9 pos
- DAL15 - 15 pos
- DBL25 - 15 pos
- DCL37 - 37 pos

Dimensions

Positions	A	B	D	E
9	30.81	24.99	16.33	11.08
15	39.20	33.30	24.70	19.39
25	53.05	47.04	38.40	33.24
37	69.40	63.50	54.80	49.86

DIMENSIONS:		CAD GENERATED DRAWING, DO NOT MANUALLY UPDATE	
<input type="checkbox"/> MM [INCH]	<input type="checkbox"/> INCH [mm]	<input checked="" type="checkbox"/> MM ONLY	DRAWN BY AND DATE RAY TIAN 01-03-05
UNLESS OTHERWISE SPECIFIED, GENERAL TOLERANCE:		CHECKED BY AND DATE JUSTIN XING 01-03-05	
DECIMALS	ANGLES	APPROVED BY AND DATE MICHAEL HUANG 01-03-05	
X: ±0.38 [0.015]	X*: ±3*	THIRD ANGLE PROJECTION	
.X: ±0.25 [0.010]	.X*: ±1.0*		
.XX: ±0.13 [0.005]			
MATERIAL		SCALE:	SIZE: A3
FINISH		1 : 1	

gtk GTK UK LTD.

TITLE R/A D-SUB RECEPTACLE; 8.08MM
 FOOTPRINT. FIXED 4-40UNC
 SCREWLOCKS & BOARDLOCKS

DRAWING NO. DxLxxSBTK2YS-R	REV A
FILE NO.:	SHEET 1 OF 1

DO NOT SCALE DRAWING