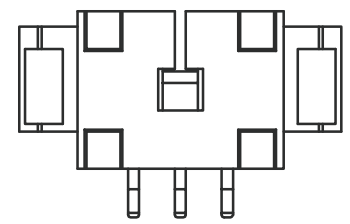
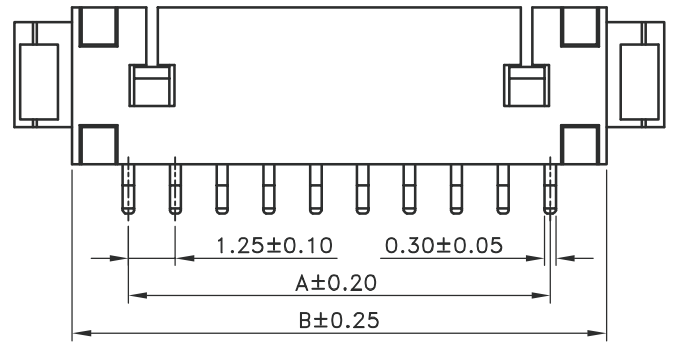
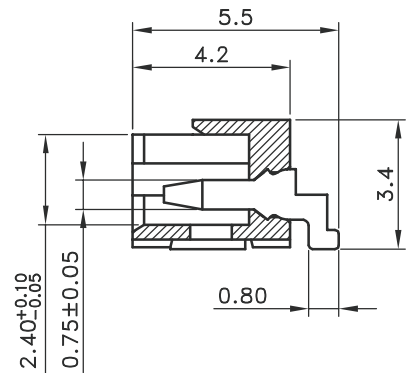
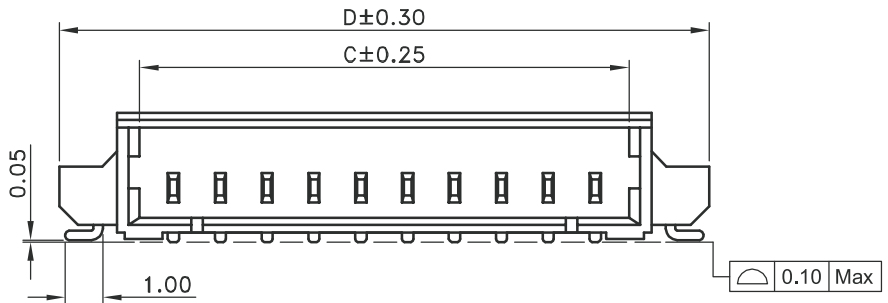
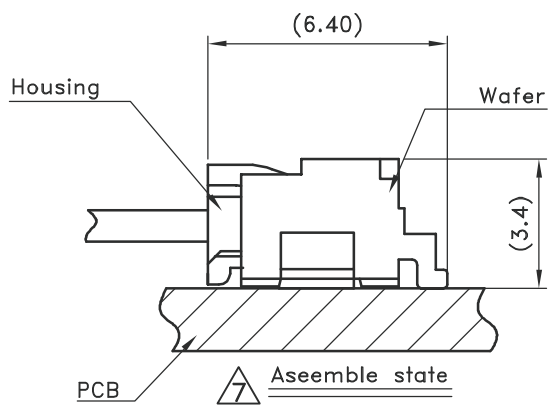
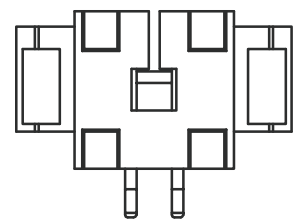


RECOMMENDED PCB LAYOUT (BOTTOM VIEW) 2



3 Circuit



2 Circuit

■ SPECIFICATIONS

- Current Rating; 1A AC/DC
- Rated Voltage : 250V AC/DC
- Withstanding Voltage : 250V AC /minute
- Insulation Resistance : 100M min
- Temperature Range : - 40 °C to + 85 °C
- Contact Resistance : 20m max

9

■ ORDER CODE

WTBB-XXS-SMH1T-R
No positions 02-15

■ MATERIAL

- 1.Contact:Brass,Tin plated
- 2.Housing:Nylon 46 UL94V-0
Colour:Natural
- 3.Solder nail:Brass

■ Quantity per reel:1500pcs

4

Poles	Dimensions (mm)			
	A	B	C	D
2	1.25	4.25	3.05	7.10
3	2.50	5.50	4.30	8.35
4	3.75	6.75	5.55	9.60
5	5.00	8.00	6.80	10.85
6	6.25	9.25	8.05	12.10
7	7.50	10.50	9.30	13.35
8	8.75	11.75	10.55	14.60
9	10.00	13.00	11.80	15.85
10	11.25	14.25	13.05	17.10
11	12.50	15.50	14.30	18.35
12	13.75	16.75	15.55	19.60
13	15.00	18.00	16.80	20.85
14	16.25	19.25	18.05	22.10
15	17.50	20.50	19.30	23.35

5



APPROVED BY	SCALE	UNIT	TOLERANCE	LTR	REVISION RECORD	NAME	DATE
張育瑞		mm	.0 ±0.30				
CHECKED BY	PROJ	VER NO.	.00 ±0.20				
黃科源		a9	.000 ±0.10				
DRAWN BY	DATE	SIZE	ANGLE				
周慈雲	2012/08/10	A4	0° ±1°				
			.0° ±				
			SHEET 1/1				

PART NO WTBB-xxS-SMH1T-R
1.25mm WIRE TO BOARD CONNECIOR, SMI & R/A

CUSTOMER
Conforms to The RoHS Instruction